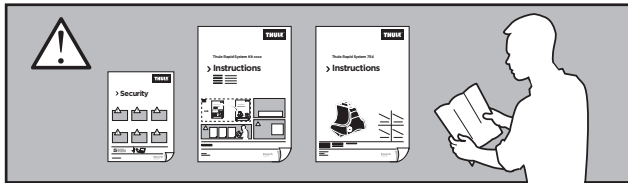
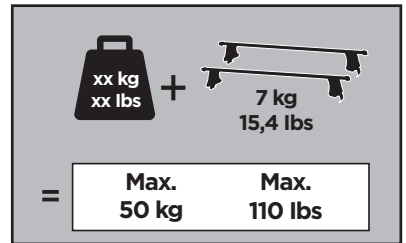



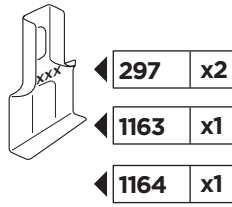
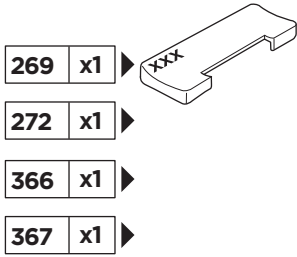
# Thule Rapid System Kit 1694

# > Instructions

HYUNDAI i40, 4-dr Sedan, 11-

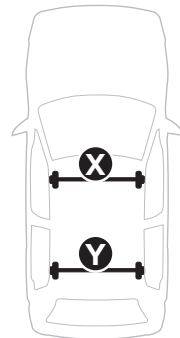
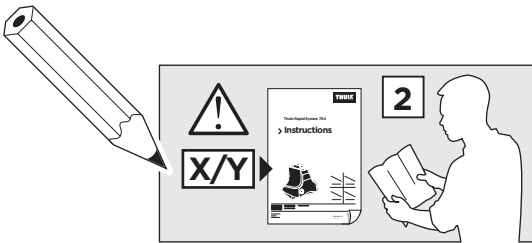


ISO 11154-E



1

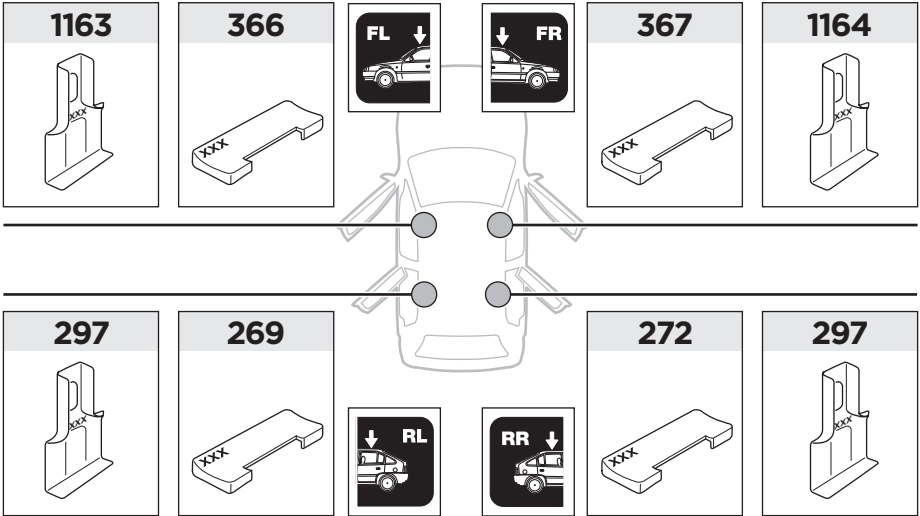
	X (scale)	X (mm)	X (inch)
HYUNDAI i40, 4-dr Sedan, 11-	43,5	1086	42 <sup>3</sup> / <sub>4</sub>




	Y (scale)	Y (mm)	Y (inch)
HYUNDAI i40, 4-dr Sedan, 11-	41,5	1066	42

**2**

**HYUNDAI i40, 4-dr Sedan, 11-**



**3**

	W (mm)	Z (mm)	W (inch)	Z (inch)
<b>HYUNDAI i40, 4-dr Sedan, 11-</b>	<b>350</b>	<b>700</b>	<b>13 <sup>3</sup>/<sub>4</sub></b>	<b>27 <sup>1</sup>/<sub>2</sub></b>

